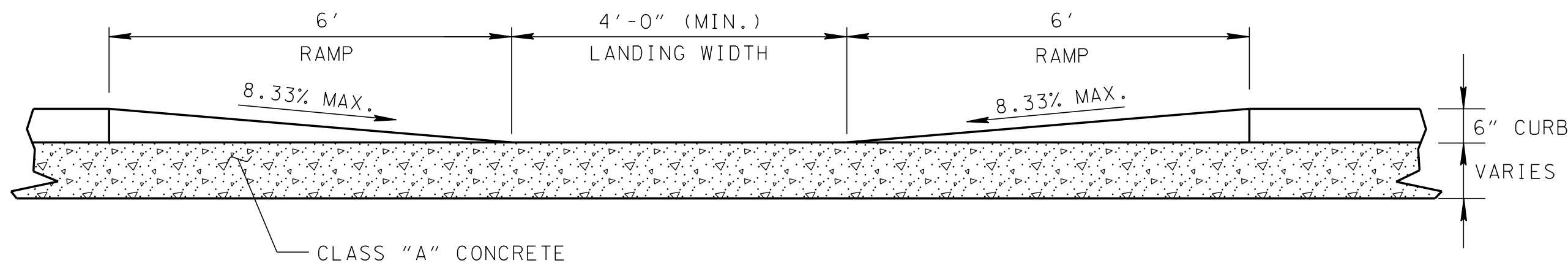


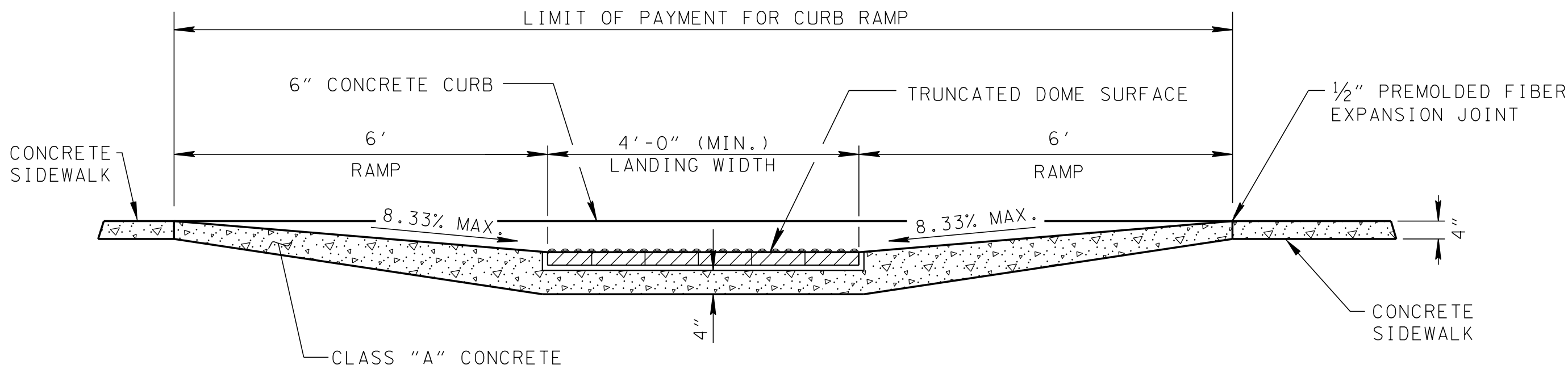
PARALLEL CURB RAMP DETAIL

DIMENSIONS SHOWN ABOVE FOR 0% LONGITUDINAL ROADWAY GRADE

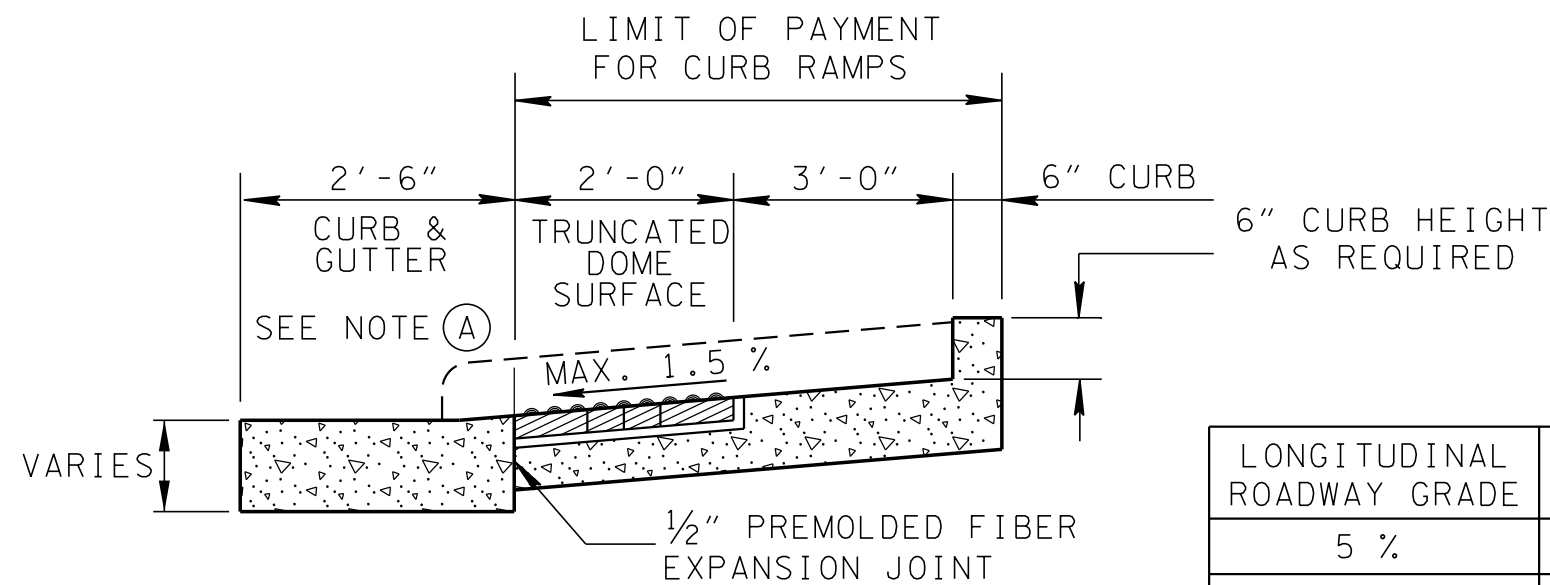


SECTION B-B

DIMENSIONS SHOWN ABOVE FOR 0% LONGITUDINAL ROADWAY GRADE



SECTION C-C

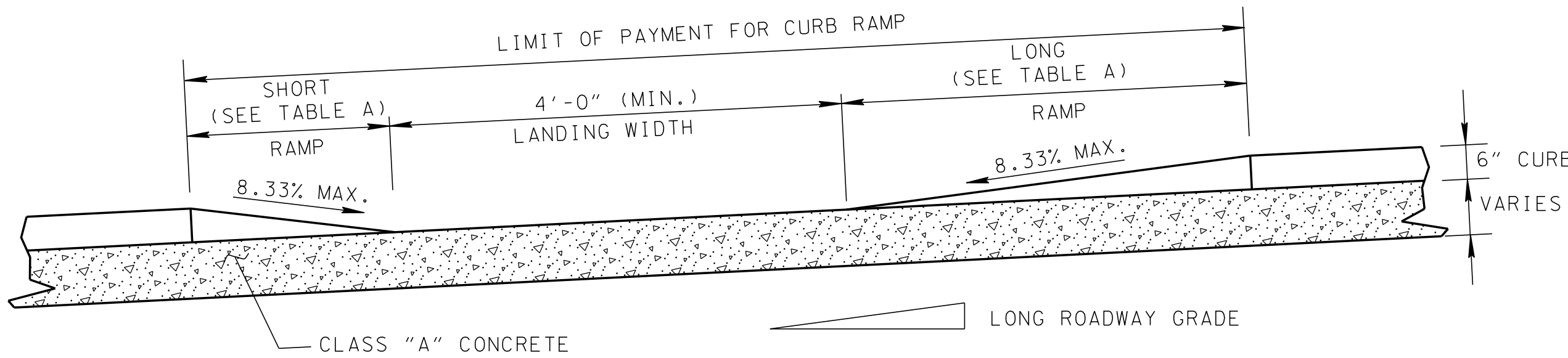


SECTION A-A

TABLE A

LONGITUDINAL ROADWAY GRADE	LONG	SHORT	PAY AREA S.F.
5 %	15'-0"	3'-9"	114
4 %	11'-6"	4'-1"	98
3 %	9'-5"	4'-5"	90
2 %	7'-11"	4'-10"	84
1 %	6'-10"	5'-5"	82
0 %	6'-0"	6'-0"	

BASED ON 5' SIDEWALK WIDTH



ALTERNATE SECTION B-B

PARALLEL CURB RAMP DETAIL SHOWN WITH LONGIUDINAL ROADWAY GRADE

NOTE: MODIFICATIONS MAY BE REQUIRED FOR LONGITUDINAL ROADWAY GRADES STEEPER THAN 5%. ENGINEER SHOULD BE NOTIFIED FOR ASSESMENT IF THE CURB RAMP SIDE FLARES EXCEED 15' IN LENGTH DUE TO THE LONGITUDINAL ROADWAY GRADE.

NOTE TO DESIGNER

PARALLEL CURB RAMPS ARE TO BE USE WHEN SIDEWALK WIDTH IS LESS THAN 10' AND CURB RAMP IS LOCATED ALONG TANGENT SIDEWALK SECTION OF ROADWAY.

GENERAL NOTES

- (A) CURB SHALL BE LOWERED ACROSS ENTIRE WIDTH OF RAMP. THE FIRST 2' OF RAMP MUST CONSIST OF A TRUNCATED DOME SURFACE. RAMPS SHALL INCLUDE THE TRUNCATED DOME SURFACE TO PROVIDE A DETECTABLE WARNING FOR VISUALLY IMPAIRED PEDESTRIANS. SEE RP-H-3 FOR TRUNCATED DOME SURFACE DETAILS. PARALLEL RAMPS DO NOT NEED GUTTER SLOPE CORRECTION.
- (B) DESIGN/CONSTRUCTION MODIFICATIONS MAY BE REQUIRED FOR CURB RAMPS TO BE INSTALLED ALONG A ROADWAY WITH LONGITUDINAL GRADES EXCEEDING 5%.
- (C) PAYMENT:
COST OF THE LOWERED CURB AND GUTTER TO BE INCLUDED IN THE PRICE OF ITEM NO. 702-01, CONCRETE CURB OR ITEM NO. 702-03, CONCRETE COMBINED CURB & GUTTER.
ALL COSTS OF INSTALLING CURB RAMP(S), INCLUDING TRUNCATED DOME SURFACE(S) IN EXISTING SIDEWALK AREAS, REMOVAL OF THE EXISTING SIDEWALK, AND ADJUSTMENT OF GUTTER PAN SLOPE, SHALL BE BID FOR UNDER THE FOLLOWING PAY ITEM:

701-02.01 CONCRETE CURB RAMP (RETROFIT) PER SQUARE FOOT.

PAYMENT SHALL INCLUDE ALL MATERIALS, EQUIPMENT, AND LABOR NECESSARY FOR CONSTRUCTION OF THE CURB RAMP(S), INCLUDING INSTALLATION OF TRUNCATED DOME SURFACE(S).

ALL COSTS OF INSTALLING CURB RAMP(S), INCLUDING TRUNCATED DOME SURFACE(S) IN NEWLY CONSTRUCTED SIDEWALK AREAS, SHALL BE BID FOR UNDER THE FOLLOWING PAY ITEM:

701-02.03 CONCRETE CURB RAMP PER SQUARE FOOT.

PAYMENT SHALL INCLUDE ALL MATERIALS, EQUIPMENT, AND LABOR NECESSARY FOR CONSTRUCTION OF THE CURB RAMP(S), INCLUDING INSTALLATION OF TRUNCATED DOME SURFACE(S).
- (D) FOR SIGNALIZED INTERSECTIONS THAT REQUIRE PEDESTRIAN SIGNAL PUSHBUTTONS, SEE TDOT TRAFFIC DESIGN MANUAL FOR PLACEMENT DETAILS.
- (E) IF MAILBOXES ARE REMOVED DURING INSTALLATION OF THE RAMP, PROVIDE A 12" X 12" OPENING BEHIND THE CURB. SEE RP-S-7.
- (F) DESIRABLE CROSS SLOPE IS 1.5%, ABSOLUTE MAXIMUM IS 2%.
- (G) SURFACE TEXTURE TO BE OBTAINED BY A COARSE BROOMING TRANSVERSE TO THE SLOPE OF RAMP.
- (H) SEE T-M-4 FOR CROSS-WALK MARKING DETAILS.

MINOR REVISION -- FHWA APPROVAL NOT REQUIRED.

STATE OF TENNESSEE
DEPARTMENT OF TRANSPORTATION

PARALLEL
CURB RAMP

1-15-07 RP-H-5